

4

3

2

1

D

D

C

C

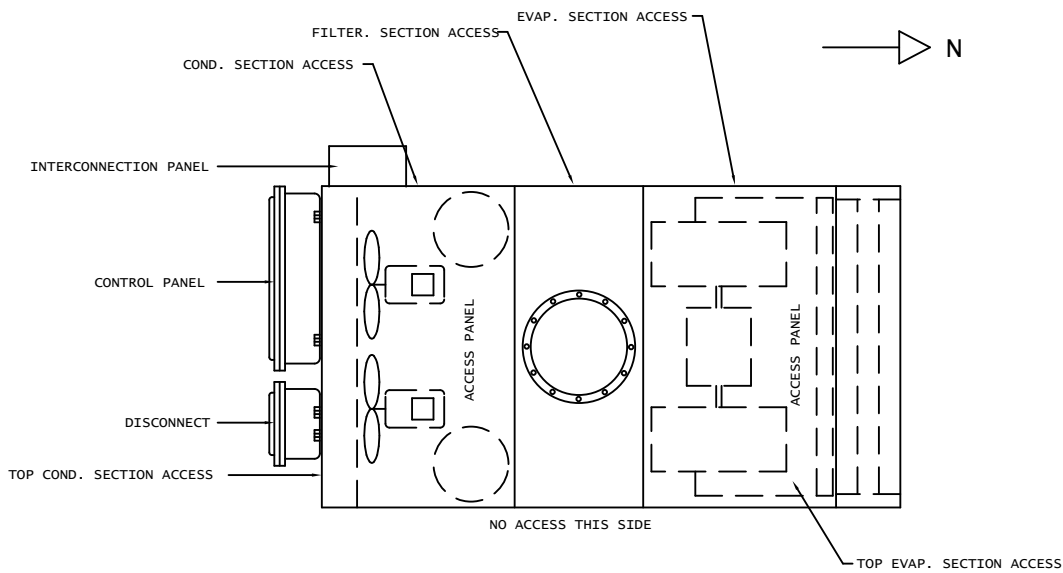
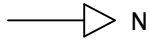
B

B

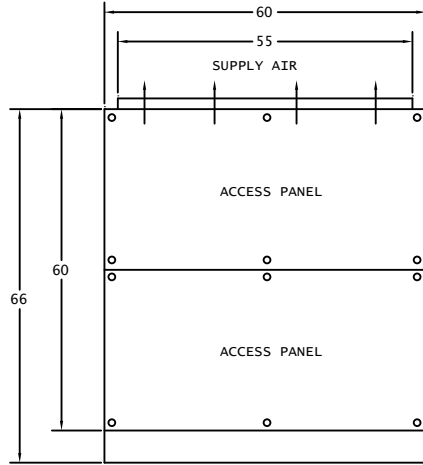
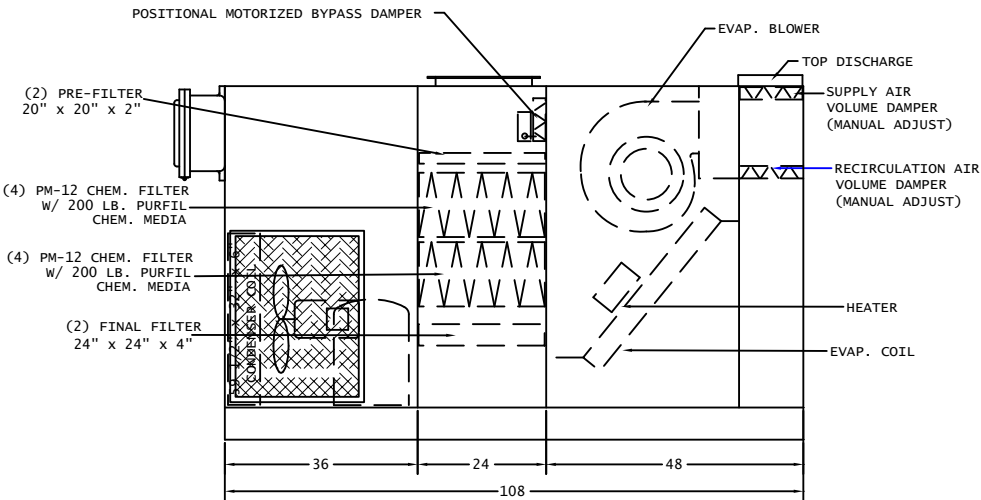
A

A

REVISIONS				
ZONE	REV	DESCRIPTION	DATE	APPROVED



Shown with optional stack/filter package and supply air discharge plenum/dampers



THIS DOCUMENT CONTAINS CONFIDENTIAL PROPRIETARY INFORMATION AND IS THE PROPERTY OF SPECIFIC SYSTEMS. IT SHALL NOT BE REPRODUCED, USED, TRANSFERRED TO OTHER DOCUMENTS OR DISCLOSED TO ANY UNAUTHORIZED PERSONS WITHOUT THE EXPRESS WRITTEN PERMISSION OF SPECIFIC SYSTEMS. ALL RIGHT OF DESIGN OR INVENTION ARE RESERVED TO SPECIFIC SYSTEMS.

TITLE:
**GENERAL ARRANGEMENT
 MODEL 8180**
 FILE: CC314-8090ISP

SIZE:	SCALE:	REV:
P.O.#:	DRAWN BY: DM	CHK'D:
DATE: 07/29/09	JOB#: 743701	DWG#: 743701-01

4

3

2

1